

Colonoscopy Prep with SUPREP

READ OVER YOUR PREP AT LEAST 7 DAYS BEFORE YOUR SURGERY

Do not take aspirin, ibuprofen, or any blood thinning medications (e.g. Plavix) for 5 days prior to your procedure, unless otherwise directed. If you are unsure if your medications contain blood thinners, please ask your pharmacist.

Step 1: Pickup the SUPREP at the pharmacy. The prescription was sent electronically to the pharmacy that you designated in your paperwork. **Do not wait until the weekend before your colonoscopy to pickup your prescription. Weekend on call physicians may not be able to call in these prescriptions for patient health and safety.**

Step 2: Date: _____ **Clear liquids only all day.**

No solid foods, dairy products (e.g. milk), and nothing colored red or purple. Clear liquids include:

- * Strained fruit juices without pulp (no red or purple)
- * Any carbonated or non-carbonated beverage not colored red or purple
- * Coffee or Tea without dairy products or non-dairy creamer
- * Popsicles (no red or purple)
- * Kool-Aid (no red or purple)
- * Gatorade (no red or purple)
- * Jello (no red or purple)
- * Chicken or Beef Bouillon

Step 3: Date: _____ **Begin Dose 1:** _____ (Follow the instructions below)


Both 6-ounce bottles are required for a complete preparation.
IT IS IMPORTANT TO FOLLOW ALL THE STEPS BELOW COMPLETELY.

Step 1:




Pour **ONE** (1) 6-ounce bottle of SUPREP liquid into the mixing container.

Step 2:




Add cool drinking water to the 16-ounce line on the container and mix.
NOTE: Be sure to dilute SUPREP as shown at left before you drink it.

Step 3:



Drink **ALL** the liquid in the container.

Step 4:



IMPORTANT
You **must** drink two (2) more 16-ounce containers of water over the next 1 hour.
NOTE: You **must** finish drinking the final glass of water at least 1 hour, or as directed, before your procedure.

Step 4: Date: _____ **Begin Dose 2:** _____ (Be sure to complete within 1 hour.)

Follow the same instructions above for mixing/drinking.

Nothing by Mouth; Nothing to eat or drink after _____.

If applicable, the morning of your procedure take all blood pressure/heart medications with a small sip of water.

Step 5: Date: _____ **Arrival time:** _____ **Procedure Time:** _____

Facility information is located on the reverse side.

Due to the IV Sedation/MAC Anesthesia, you will need a responsible adult to remain with you and drive you home. The facility will not discharge you to a taxi or public transportation.

This is for your safety!

Facility Information

St Joseph's Hospital: Main Hospital 3rd floor GIDU lab

Northside Hospital: GI services (see map)

Atlanta Outpatient: See facility map

Southern Regional: Report to the outpatient center located in the front of the hospital

Cobb Hospital: Report to the "Barrett Center" located on the right side of the hospital.

East West Surgery Center: Report to the front desk. See facility map.

Dekalb Medical Center: Report to the Women's Center/Surgery Center.

Marietta Surgical Center: 780 Canton Road, Suite 250. Report to the front desk at main entrance.

Kennestone Hospital: 677 Church Street. Use the Blue Parking Deck. Report to Main Street #14-GI Lab.

Northside Hospital Forsyth: Enter the hospital at the main entrance and turn right. Report to the registration desk.

Emory Johns Creek Hospital: Enter the hospital at the main entrance and report to Registration

North Fulton Hospital: See folder for directions.